

2022 New Case Filings by Judge & Chapter

	Chief Judge Clair							Judge Schermer							Judge Surratt-States							GRAND TOTAL	
	Ch. 7	Ch. 9	Ch. 11	Ch. 12	Ch. 13	Ch. 15	TOTAL	Ch. 7	Ch. 9	Ch. 11	Ch. 12	Ch. 13	Ch. 15	TOTAL	Ch. 7	Ch. 9	Ch. 11	Ch. 12	Ch. 13	Ch. 15	TOTAL		
JAN	91	0	0	0	2	0	93	70	0	0	0	77	0	147	18	0	0	0	61	0	79	319	
FEB	82	0	0	0	1	0	83	67	0	0	0	61	0	128	20	0	0	0	58	0	78	289	
MAR	153	0	0	0	6	0	159	121	0	0	0	88	0	209	26	0	0	0	83	0	109	477	
APR	142	0	1	0	5	0	148	121	0	0	0	92	0	213	22	0	1	0	85	0	108	469	
MAY	101	0	0	0	5	0	106	94	0	0	0	92	0	186	29	0	1	0	78	0	108	400	
JUN	103	0	0	0	2	0	105	88	0	0	0	107	0	195	16	0	0	0	93	0	109	409	
JUL	104	0	1	0	2	0	107	87	0	0	0	102	0	189	22	0	0	0	93	0	115	411	
AUG	123	0	0	0	3	0	126	102	0	0	0	106	0	208	26	0	0	0	93	0	119	453	
SEP	120	0	0	0	3	0	123	107	0	0	0	92	0	199	31	0	0	0	81	0	112	434	
OCT							0							0								0	0
NOV							0							0								0	0
DEC							0							0								0	0
TOTALS	1,019	0	2	0	29	0	1,050	857	0	0	0	817	0	1,674	210	0	2	0	725	0	937	3,661	

2022 New Case Filings by Division & Chapter

	Eastern							Southeastern							Northern							GRAND TOTAL	
	Ch. 7	Ch. 9	Ch. 11	Ch. 12	Ch. 13	Ch. 15	TOTAL	Ch. 7	Ch. 9	Ch. 11	Ch. 12	Ch. 13	Ch. 15	TOTAL	Ch. 7	Ch. 9	Ch. 11	Ch. 12	Ch. 13	Ch. 15	TOTAL		
JAN	143	0	0	0	130	0	273	25	0	0	0	8	0	33	11	0	0	0	2	0	13	319	
FEB	133	0	0	0	111	0	244	30	0	0	0	8	0	38	6	0	0	0	1	0	7	289	
MAR	244	0	0	0	165	0	409	39	0	0	0	5	0	44	17	0	0	0	7	0	24	477	
APR	215	0	2	0	171	0	388	50	0	0	0	6	0	56	20	0	0	0	5	0	25	469	
MAY	174	0	1	0	163	0	338	39	0	0	0	7	0	46	11	0	0	0	5	0	16	400	
JUN	166	0	0	0	186	0	352	28	0	0	0	14	0	42	13	0	0	0	2	0	15	409	
JUL	167	0	1	0	178	0	346	36	0	0	0	17	0	53	10	0	0	0	2	0	12	411	
AUG	198	0	0	0	188	0	386	45	0	0	0	11	0	56	8	0	0	0	3	0	11	453	
SEP	200	0	0	0	162	0	362	44	0	0	0	11	0	55	14	0	0	0	3	0	17	434	
OCT							0							0								0	0
NOV							0							0								0	0
DEC							0							0								0	0
TOTALS	1,640	0	4	0	1,454	0	3,098	336	0	0	0	87	0	423	110	0	0	0	30	0	140	3,661	

Chapter 7 and Chapter 13 Filings

	2020			2021			2022		
	Ch. 7	Ch. 13	All Chapters*	Ch. 7	Ch. 13	All Chapters*	Ch. 7	Ch. 13	All Chapters*
JAN	385	281	667	307	147	454	179	140	319
FEB	413	258	672	238	111	354	169	120	289
MAR	592	288	913	420	171	592	300	177	477
APR	447	117	566	443	145	592	285	182	469
MAY	453	131	588	327	142	469	224	175	400
JUN	488	127	617	305	149	455	207	202	409
JUL	424	152	582	295	145	444	213	197	411
AUG	363	155	522	307	164	471	251	202	453
SEP	358	132	492	275	171	446	258	176	434
OCT	371	162	536	282	155	438			
NOV	341	137	479	230	189	421			
DEC	304	132	436	239	173	413			
TOTALS	4,939	2,072	7,070	3,668	1,862	5,549	2,086	1,571	3,661

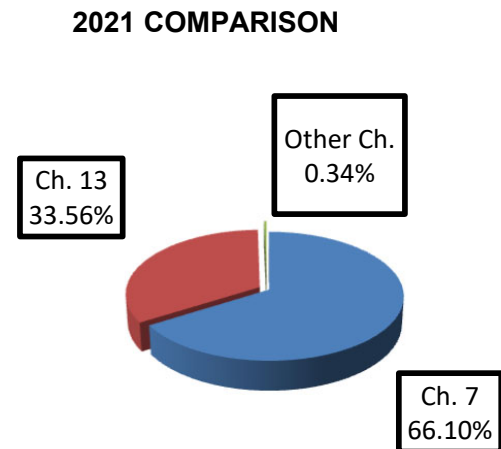
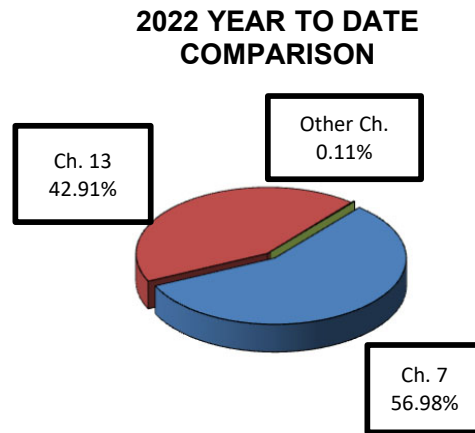
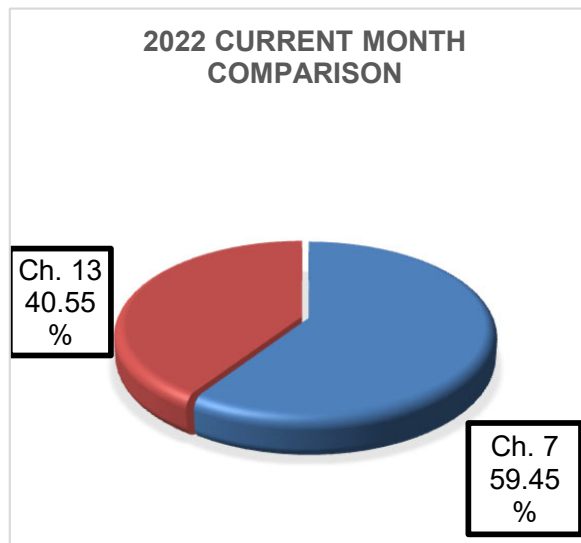
[*Note: "All Chapters" figures do **not** include reopened cases.]

Current Monthly Percentages

	2020	2021	2022
Ch. 7	72.76%	61.66%	59.45%
Ch. 13	26.83%	38.34%	40.55%
Other Ch.	0.41%	0.00%	0.00%

Yearly Percentages

	2020	2021	2022
Ch. 7	69.86%	66.10%	56.98%
Ch. 13	29.31%	33.56%	42.91%
Other Ch.	0.83%	0.34%	0.11%



Comparison of Monthly Filings Since 2013

YEAR	2013	2014	2015	2016	2017	2018	2019	2020	2021	2022	Change (Num Pct)	
January	903	731	693	704	700	645	669	667	454	319	-135	-29.74%
February	991	865	824	816	754	704	696	672	354	289	-65	-18.36%
March	1,422	1,215	1,177	1,070	1,104	1,062	955	913	592	477	-115	-19.43%
April	1,373	1,281	1,093	1,126	1,003	978	909	566	592	469	-123	-20.78%
May	1,229	1,062	890	865	940	859	877	588	469	400	-69	-14.71%
June	1,079	890	898	901	841	762	679	617	455	409	-46	-10.11%
July	1,072	941	964	781	821	757	826	582	444	411	-33	-7.43%
August	1,191	1,006	963	1,031	900	931	843	522	471	453	-18	-3.82%
September	995	915	951	932	844	726	743	492	446	434	-12	-2.69%
October	1,160	1,064	1,003	878	925	832	877	536	438			
November	911	746	835	832	761	716	665	479	421			
December	765	822	640	683	689	602	626	436	413			
TOTALS	13,091	11,538	10,931	10,619	10,282	9,574	9,365	7,070	5,549	3,661	-616	-14.40%

