

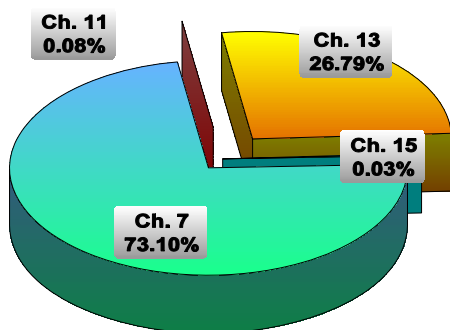


U.S. Bankruptcy Court

Eastern District of Missouri

Dana C. McWay, Clerk of Court

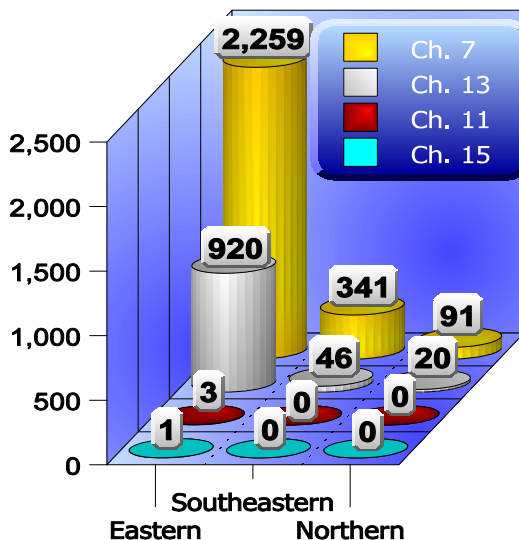
April through June 2013, Quarterly Case Processing Statistics



New Cases

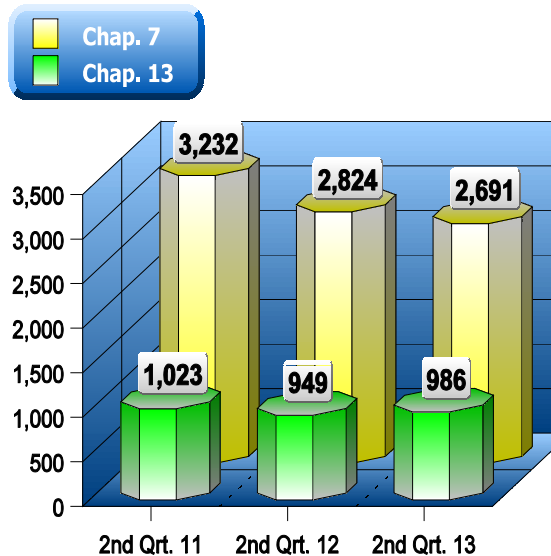
During the second quarter of the calendar year 2013, the Court opened a total of 3,681 new cases. There were 3,183 cases filed in the Eastern division, 387 cases in the Southeastern division and 111 cases filed in the Northern division. The court reopened 134

additional cases. The new cases consisted of 2,691 Chapter 7 filings, 3 Chapter 11 filings, 986 Chapter 13 filings and 1 case filed under Chapter 15. There were no new cases filed under Chapter 12 or 9. The chart above indicates the percentage of new cases filed under each chapter. Additionally there were 82 new Adversary Proceedings, 1,044 motions to lift the automatic stay, and 183 motions to avoid liens. The chart to the right indicates the number of new cases filed during the second quarter in each division, broken down by chapter.



Chapter 7 and Chapter 13 Filings

During the second quarter, 2013, there were 2,691 Chapter 7 petitions and 986 Chapter 13 petitions were filed with the Court. These figures constitute 73.11% and 26.79%, respectively, of the total number of new cases filed this quarter. For comparison purposes, in the second quarter of 2012, the Court received 2,824 new Chapter 7 petitions (74.63%) and 949 new Chapter 13 petitions (25.08%). The chart to the right indicates the filing figures for Chapter 7 and Chapter 13 cases for the second quarter of 2013 and the past two calendar years.



Case Closings

The Court closed 3,029 cases during the second quarter, 2013. Case terminations by division included 2,665 for the Eastern division, 267 for the Southeastern division, and 97 cases for the Northern division. The number of cases closed this quarter is less than the number closed during the first quarter of 2013, when the Court closed 3,665 cases. The Court also closed 75 adversary proceedings during the second quarter, 2013.

Pending Caseload

The pending caseload at the end of the second quarter, 2013, was 17,592 cases, a increase of 786 cases from the first quarter, 2013. These 786 cases reflect a 4.68% increase in the pending caseload from last quarter when there were 16,806 cases pending. The chart below depicts the change in pending caseload over the previous four quarters. During that time, the number of pending cases increased by 2.93% (501 cases), or an average of 125 cases each quarter. The number of adversary proceedings pending increased by 8 cases in the second quarter, 2013, leaving 164 cases pending.

