

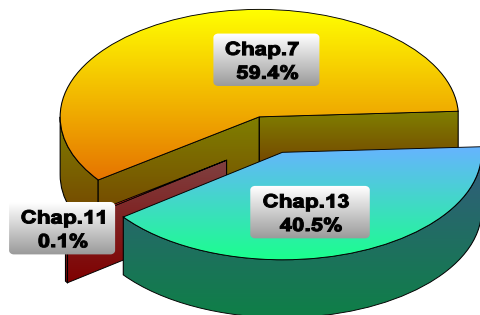


U.S. Bankruptcy Court

Eastern District of Missouri

Dana C. McWay, Clerk of Court

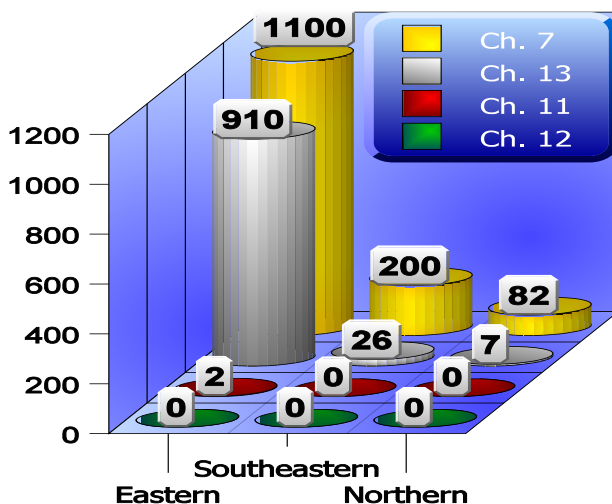
January through March 2007 Quarterly Case Processing Statistics



New Cases

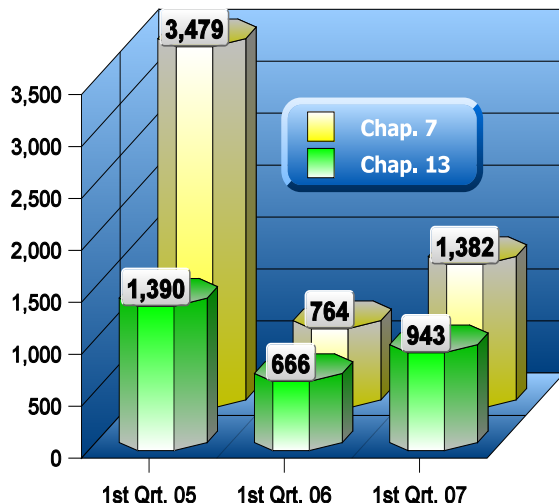
During the first quarter of the calendar year 2007, the Court opened a total of 2,327 new cases. There were 2,012 cases filed in the Eastern division, 226 cases in the Southeastern division and 89 cases filed in the Northern division. The court

reopened 79 additional cases. The new cases consisted of 1,382 Chapter 7 filings, 2 Chapter 11 filings and 943 cases filed under Chapter 13. There were no new cases filed under Chapter 9 or Chapter 12. The chart above indicates the percentage of new cases filed under each chapter. Additionally there were 334 new Adversary Proceedings, 1,179 motions to lift the automatic stay and 84 motions to avoid liens. The chart at right indicates the number of new cases filed during the first quarter in each division broken down by chapter.



Chapter 7 and Chapter 13 Filings

During the first quarter, 1,382 Chapter 7 petitions and 943 Chapter 13 petitions were filed with the Court. These figures constitute 59% and 41%, respectively, of the total number of new cases filed this quarter. For comparison purposes, in the first quarter of 2006, the Court received 764 new Chapter 7 petitions (53%) and 666 new Chapter 13 petitions (46%). The chart at right indicates the filing figures for Chapter 7 and Chapter 13 cases for the first quarter of 2007 and the past two calendar years.



Case Closings

The Court closed 2,440 cases during the quarter. Case terminations by division included 2,073 for the Eastern division, 255 for the Southeastern division and 112 cases for the Northern division. The number of cases closed this quarter is lesser than the number closed during the first quarter of 2006 when the Court closed 11,119 cases. The Court also closed 102 adversary proceedings during the quarter.

Pending Caseload

The pending caseload at the end of the quarter was 12,393 cases, a decrease of 31 cases from the 4th quarter. These 31 cases reflect a 0.2% decrease in pending caseload from last quarter when there were 12,424 cases pending at the end of the quarter. The chart below depicts the change in pending caseload over the previous four quarters. During that time, the number of pending cases decreased by 7.2% (966 cases), or an average of 242 cases each quarter. The number of adversary proceedings pending increased by 232 cases in the quarter leaving 483 cases pending.

