

2007 New Case Filings by Division & Chapter

| | St. Louis | | | | | | Cape Girardeau | | | | | | Hannibal | | | | | | Grand |
|--------|-----------|-------|-------|-------|-------|-------|----------------|-------|-------|-------|-------|-------|----------|-------|-------|-------|-------|-------|-------|
| | Ch. 7 | Ch. 9 | Ch.11 | Ch.12 | Ch.13 | Total | Ch. 7 | Ch. 9 | Ch.11 | Ch.12 | Ch.13 | Total | Ch. 7 | Ch. 9 | Ch.11 | Ch.12 | Ch.13 | Total | Total |
| JAN | 277 | 0 | 0 | 0 | 335 | 612 | 53 | 0 | 0 | 0 | 9 | 62 | 18 | 0 | 0 | 0 | 5 | 23 | 697 |
| FEB | 357 | 0 | 1 | 0 | 262 | 620 | 48 | 0 | 0 | 0 | 9 | 57 | 22 | 0 | 0 | 0 | 0 | 22 | 699 |
| MAR | 466 | 0 | 1 | 0 | 313 | 780 | 99 | 0 | 0 | 0 | 8 | 107 | 42 | 0 | 0 | 0 | 2 | 44 | 931 |
| APR | 413 | 0 | 0 | 0 | 260 | 673 | 61 | 0 | 0 | 0 | 10 | 71 | 32 | 0 | 0 | 0 | 2 | 34 | 778 |
| MAY | 466 | 0 | 1 | 0 | 276 | 743 | 76 | 0 | 0 | 1 | 12 | 89 | 32 | 0 | 0 | 0 | 2 | 34 | 866 |
| JUN | 453 | 0 | 1 | 0 | 273 | 727 | 60 | 0 | 0 | 0 | 14 | 74 | 39 | 0 | 0 | 1 | 1 | 41 | 842 |
| JUL | 381 | 0 | 4 | 0 | 353 | 738 | 91 | 0 | 0 | 0 | 11 | 102 | 27 | 0 | 0 | 1 | 6 | 34 | 874 |
| AUG | 491 | 0 | 0 | 0 | 379 | 870 | 81 | 0 | 0 | 0 | 11 | 92 | 32 | 0 | 0 | 0 | 3 | 35 | 997 |
| SEP | 353 | 0 | 3 | 0 | 293 | 649 | 90 | 0 | 0 | 0 | 13 | 103 | 36 | 0 | 0 | 0 | 0 | 36 | 788 |
| OCT | 510 | 0 | 3 | 0 | 351 | 864 | 77 | 0 | 0 | 0 | 18 | 95 | 37 | 0 | 0 | 0 | 2 | 39 | 998 |
| NOV | 421 | 0 | 5 | 0 | 325 | 751 | 92 | 0 | 0 | 0 | 23 | 115 | 23 | 0 | 0 | 0 | 2 | 25 | 891 |
| DEC | | | | | | | | | | | | | | | | | | | 0 |
| Totals | 4588 | 0 | 19 | 0 | 3420 | 8027 | 828 | 0 | 0 | 1 | 138 | 967 | 340 | 0 | 0 | 2 | 25 | 367 | 9361 |

Chapter 7 and Chapter 13 Filings

| | 2005 | | | 2006 | | | 2007 | | |
|---------------|--------------|-------------|---------------|-------------|-------------|---------------|-------------|-------------|---------------|
| | Ch. 7 | Ch. 13 | All Chapters* | Ch. 7 | Ch. 13 | All Chapters* | Ch. 7 | Ch. 13 | All Chapters* |
| JAN | 792 | 489 | 1292 | 163 | 242 | 408 | 348 | 349 | 697 |
| FEB | 1020 | 421 | 1442 | 203 | 194 | 400 | 427 | 271 | 699 |
| MAR | 1667 | 480 | 2147 | 398 | 230 | 633 | 607 | 323 | 931 |
| APR | 1556 | 449 | 2005 | 412 | 210 | 623 | 506 | 272 | 778 |
| MAY | 1621 | 397 | 2020 | 393 | 214 | 608 | 574 | 290 | 866 |
| JUN | 1484 | 446 | 1930 | 397 | 228 | 625 | 552 | 288 | 842 |
| JUL | 1256 | 453 | 1710 | 348 | 258 | 607 | 499 | 370 | 874 |
| AUG | 1634 | 577 | 2213 | 423 | 313 | 739 | 604 | 393 | 997 |
| SEP | 2737 | 554 | 3293 | 398 | 300 | 703 | 479 | 306 | 788 |
| OCT | 7373 | 770 | 8149 | 416 | 349 | 766 | 624 | 371 | 998 |
| NOV | 72 | 143 | 217 | 422 | 280 | 705 | 536 | 350 | 891 |
| DEC | 116 | 188 | 306 | 369 | 256 | 625 | | | |
| Totals | 21328 | 5367 | 26724 | 4342 | 3074 | 7442 | 5756 | 3583 | 9361 |

[*Note: "All Chapters" figures do **not** include reopened cases.]

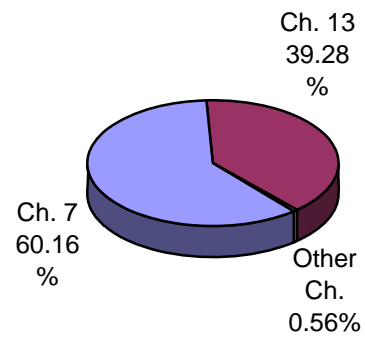
Monthly Percentages

| | 2005 | 2006 | 2007 |
|------------------|--------|--------|--------|
| Ch. 7 | 33.18% | 59.86% | 60.16% |
| Ch. 13 | 65.90% | 39.72% | 39.28% |
| Other Ch. | 0.92% | 0.43% | 0.56% |

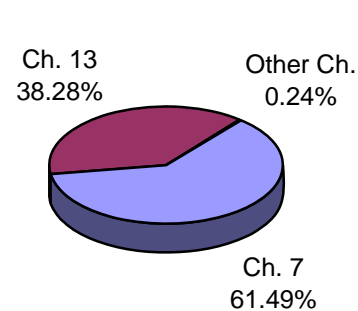
Yearly Percentages

| | 2005 | 2006 | 2007 |
|------------------|--------|--------|--------|
| Ch. 7 | 79.81% | 58.34% | 61.49% |
| Ch. 13 | 20.08% | 41.31% | 38.28% |
| Other Ch. | 0.11% | 0.35% | 0.24% |

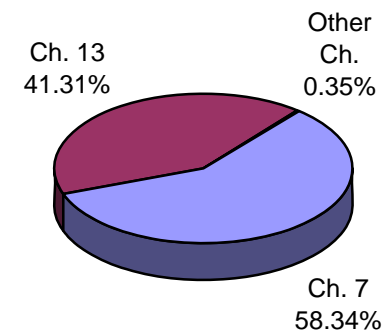
2007 Current Month Comparison



2007 Year to Date Comparison



2006 Comparison



Comparison of Monthly Filings Since 1997

| YEAR | 1997 | 1998 | 1999 | 2000 | 2001 | 2002 | 2003 | 2004 | 2005 | 2006 | 2007 | Change (Num Pct) | |
|---------------|---------------|---------------|---------------|---------------|---------------|---------------|---------------|---------------|---------------|--------------|--------------|-----------------------|--------------|
| January | 1,011 | 1,157 | 1,067 | 969 | 1,110 | 1,235 | 1,459 | 1,441 | 1,292 | 408 | 697 | 289 | 70.8% |
| February | 1,171 | 1,387 | 1,292 | 1,265 | 1,331 | 1,389 | 1,504 | 1,593 | 1,442 | 400 | 699 | 299 | 74.8% |
| March | 1,359 | 1,538 | 1,712 | 1,579 | 1,720 | 1,580 | 1,932 | 1,937 | 2,147 | 633 | 931 | 298 | 47.1% |
| April | 1,361 | 1,417 | 1,489 | 1,206 | 1,548 | 1,551 | 1,865 | 1,917 | 2,005 | 623 | 778 | 155 | 24.9% |
| May | 1,222 | 1,315 | 1,300 | 1,274 | 1,418 | 1,436 | 1,681 | 1,467 | 2,020 | 608 | 866 | 258 | 42.4% |
| June | 1,150 | 1,353 | 1,267 | 1,224 | 1,336 | 1,235 | 1,653 | 1,654 | 1,930 | 625 | 842 | 217 | 34.7% |
| July | 1,203 | 1,350 | 1,257 | 1,153 | 1,429 | 1,495 | 1,761 | 1,457 | 1,710 | 607 | 874 | 267 | 44.0% |
| August | 1,290 | 1,327 | 1,397 | 1,326 | 1,457 | 1,647 | 1,620 | 1,525 | 2,213 | 739 | 997 | 258 | 34.9% |
| September | 1,211 | 1,291 | 1,331 | 1,284 | 1,171 | 1,490 | 1,668 | 1,761 | 3,293 | 703 | 788 | 85 | 12.1% |
| October | 1,416 | 1,557 | 1,207 | 1,303 | 1,536 | 1,725 | 2,270 | 1,630 | 8,149 | 766 | 998 | 232 | 30.3% |
| November | 1,169 | 1,330 | 1,201 | 1,267 | 1,527 | 1,730 | 1,189 | 1,513 | 217 | 705 | 891 | 186 | 26.4% |
| December | 1,251 | 1,370 | 1,328 | 1,204 | 1,229 | 1,481 | 1,435 | 1,462 | 306 | 625 | | | |
| TOTALS | 14,814 | 16,392 | 15,848 | 15,054 | 16,812 | 17,994 | 20,037 | 19,357 | 26,724 | 7,442 | 9,361 | 2544 | 37.3% |

